

Lições de casa Fundamental I

1º anos - Professoras: Aline e Fernanda

Lição de Língua Portuguesa (* Fazer na folha ou colar no caderno)

FAMÍLIA SILÁBICA
RA RE RI RO RU

1- COMPLETE AS PALAVRAS COM O SOM INICIAL:

TO DE

NOCERONTE

BÔ A

FAMÍLIA SILÁBICA
LIGUE: **P**

PA •

PE •

PI •

PO •

PU •

FAMÍLIA SILÁBICA
TA TE TI TO TU

COMPLETE AS PALAVRAS COM O SOM INICIAL:

TU IA

GRE

MATE BARÃO

Vamos completar as palavras com TA-TE-TI-TO-TU.

 __ CANO	 __ URO	 __ NTA
 __ LEFONE	 __ IA	 __ GRE
 __ ALHA	 __ RTARUGA	 __ BARÃO
 __ NIS	 __ TU	 __ JOLO







COMPLETE AS PALAVRAS COM AS SÍLABAS **RA-RE-RI-RO-RU**.

CA	ME	LO
BA	TA	
A	ME	
PÊ		
XÍ	CA	

PE	RE	CA
PA	DE	
MO	NA	
FA	LO	
CA	TA	

PE	QUI	TO
SI		
MA	DO	
CA	O	CA
QUE	DA	

Ligue cada figura a sua letra inicial e ao seu nome:

	A	APONTADOR
	C	COLA
	R	BORRACHA
	T	TESOURA
	L	LÁPIS
	B	RÉGUA

Lição de Matemática

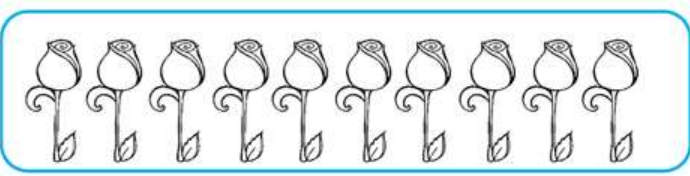
1 - UMA **DEZENA** CORRESPONDE A **10 UNIDADES**. COMPLETE O RETÂNGULO ABAIXO ATÉ CHEGAR 10 UNIDADES (**1 DEZENA**).




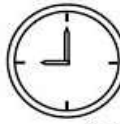



2 - QUANTAS UNIDADES FALTAM PARA COMPLETAR **1 DEZENA**? REGISTRE O NÚMERO.























3 - A METADE DE **1 DEZENA** É **MEIA DEZENA** QUE SÃO **5 UNIDADES**. CIRCULE A METADE DOS ELEMENTOS.



COMPLETE AS PALAVRAS COM RA, RE, RI, RO OU RU:

	<input type="text"/>	<input type="text"/>	<input type="text"/>	<input type="text"/>	<input type="text"/>	<input type="text"/>	<input type="text"/>	<input type="text"/>	<input type="text"/>
	<input type="text"/>	<input type="text"/>	<input type="text"/>	<input type="text"/>	<input type="text"/>	<input type="text"/>	<input type="text"/>	<input type="text"/>	<input type="text"/>
	<input type="text"/>	<input type="text"/>	<input type="text"/>	<input type="text"/>	<input type="text"/>	<input type="text"/>	<input type="text"/>	<input type="text"/>	<input type="text"/>
	<input type="text"/>	<input type="text"/>	<input type="text"/>	<input type="text"/>	<input type="text"/>	<input type="text"/>	<input type="text"/>	<input type="text"/>	<input type="text"/>
	<input type="text"/>	<input type="text"/>	<input type="text"/>	<input type="text"/>	<input type="text"/>	<input type="text"/>	<input type="text"/>	<input type="text"/>	<input type="text"/>

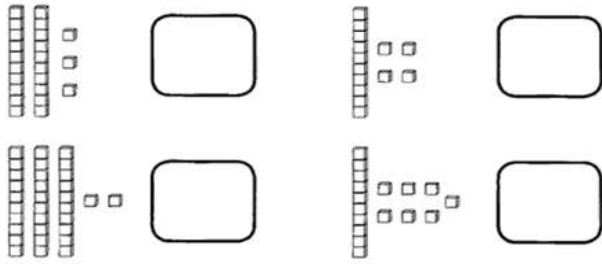
1- COMPLETE A SEQUÊNCIA NUMÉRICA

				
<input type="text"/>	<input type="text"/>	<input type="text"/>	<input type="text"/>	<input type="text"/>
				
<input type="text"/>	<input type="text"/>	<input type="text"/>	<input type="text"/>	<input type="text"/>
				
<input type="text"/>	<input type="text"/>	<input type="text"/>	<input type="text"/>	<input type="text"/>
				
<input type="text"/>	<input type="text"/>	<input type="text"/>	<input type="text"/>	<input type="text"/>

*ENCENTRE OS 7 ERROS QUE EXISTEM ENTRE OS DESENHOS.



ATRAVÉS DAS REPRESENTAÇÕES, DESCUBRA OS NUMERAIS:

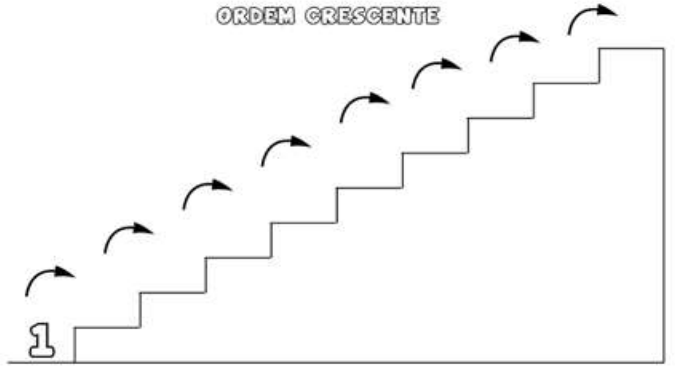


LIGUE AS UNIDADES E DEZENAS ÀS SUAS REPRESENTAÇÕES:

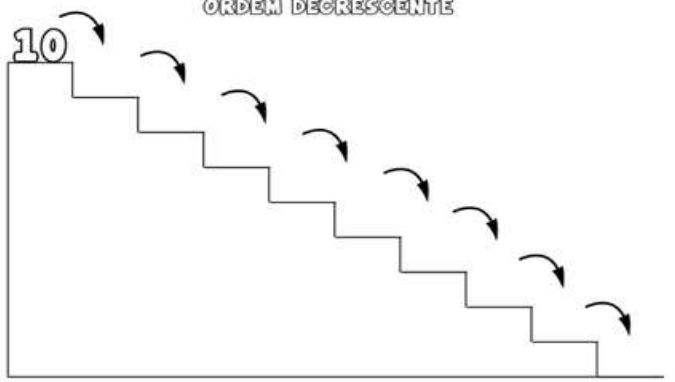


COMPLETE A SEQUÊNCIA NUMÉRICA SEGUINDO A:

ORDEM CRESCENTE



ORDEM DECRESCENTE



✦ COMPLETE A COM O QUE FALTA:

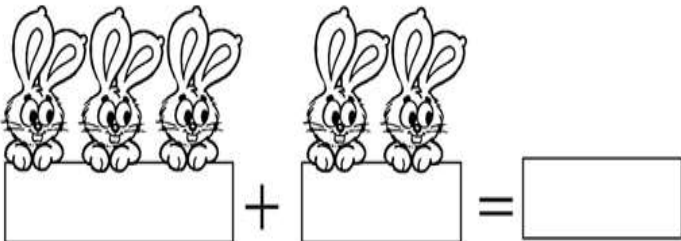

0 _ 1 _ 2 _ 4 _ 6 _ 8 _ 10 _ 12 _

✦ CIRCULE OS NÚMEROS PARES.



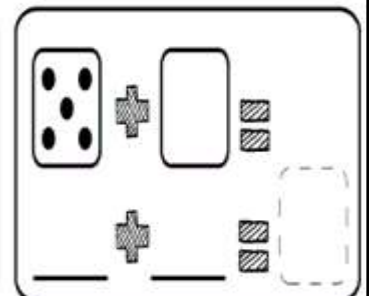
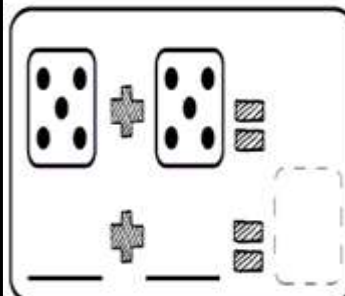
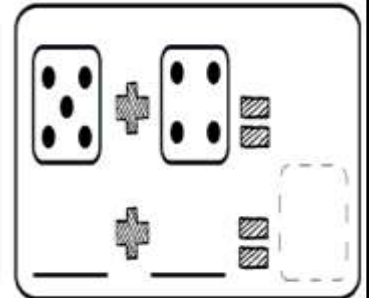
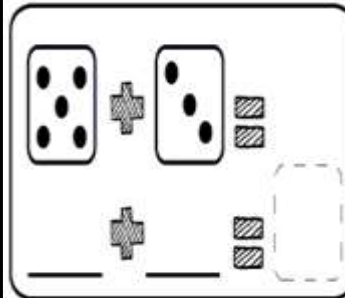
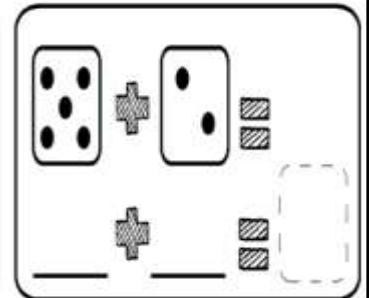
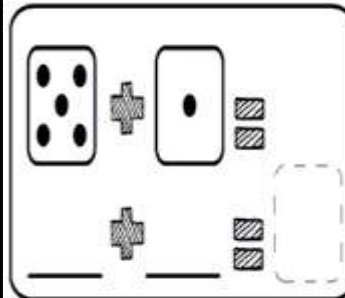
15 17
2 5 20
4 7 8

✦ OBSERVE E SOME.



SOMANDO COM OS DADOS

0 1 2 3 4 5 6 7 8 9

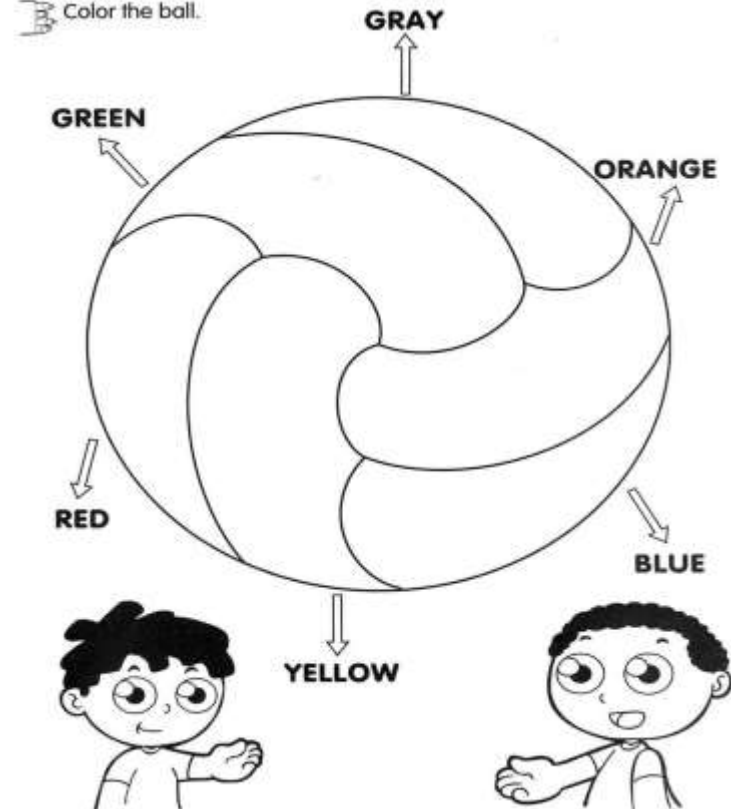


Lição de Inglês



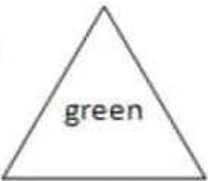

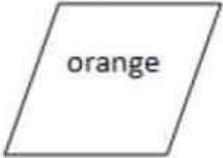
Activity: Color the animals

 BIRD	 RABBIT	 CAT
 DOG	 FISH	 COW
 HORSE	 DUCK	 PIG


Color the ball.



















PINTE AS FORMAS GEOMETRICAS NAS CORES INDICADAS.

a.  yellow	c.  red
b.  green	d.  blue
e.  orange	













1) PINTE APENAS OS ANIMAIS: CAT- FISH – DOG - DUCK



Identify and color the correct shape.

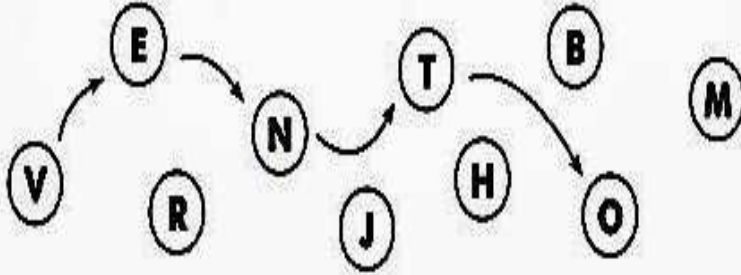
Circle				
Rectangle				
Square				
Star				

CORES BÁSICAS EM INGLÊS

 Vermelho Red	 Azul Blue	 Verde Green	 Amarelo Yellow
 Branco White	 Preto Black	 Cinza Gray	 Laranja Orange
 Rosa Pink	 Bege Beige	 Azul Turquesa Turquoise	 Roxo Purple

Lição de Ciências / História e Geografia e Arte

Siga as setas, parta da letra V e descubra o nome do ar em movimento.




RESPOSTA: _____

Pinte as imagens que mostram a força do vento.



A) PINTE OS OBJETOS QUE ESTÃO CHEIOS DE AR.



PINTE AS FIGURAS CORRESPONDENTES ÀS ATIVIDADES QUE VOCÊ FAZ EM CASA, NAS HORAS DE FOLGA.



ESTUDAR



DORMIR



ALIMENTAR-SE



BRINCAR



LER



CANTAR



EXERCITAR-SE



PLANTAR

Higiene


Ligue Ana aos produtos que ela usa para tomar banho.



PINTE O QUE VOCÊ DEVE FAZER PARA EVITAR CÁRIES NOS DENTES.



ESTE É O BAIRRO ONDE PEDRO MORA. ELE TEM MORADIAS E CASAS COMERCIAIS.
PEDRO VAI À ESCOLA, MAS ANTES DEVE PASSAR PELA PADARIA E PELA BANCA DE FRUTA. TRACE O CAMINHO QUE ELE DEVE SEGUIR.



PINTE O SENÁRIO.



Pinte o desenho de acordo com as cores das formas geométricas.

